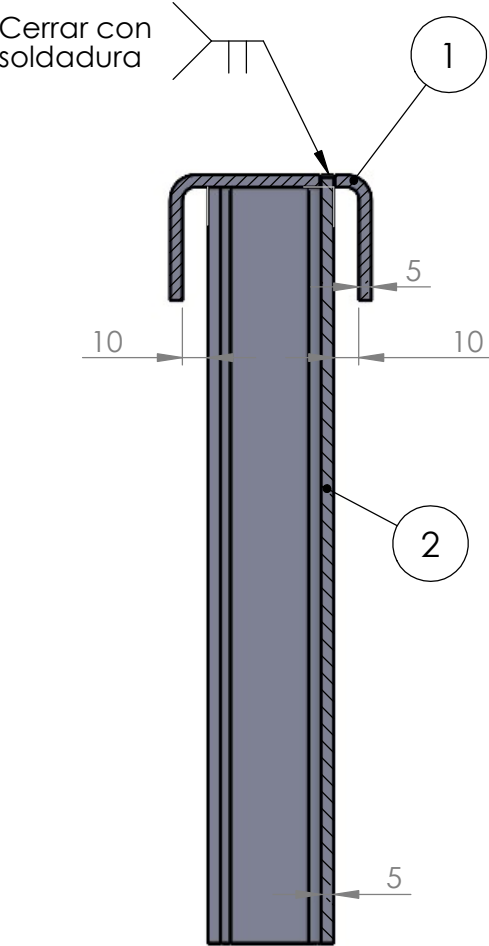
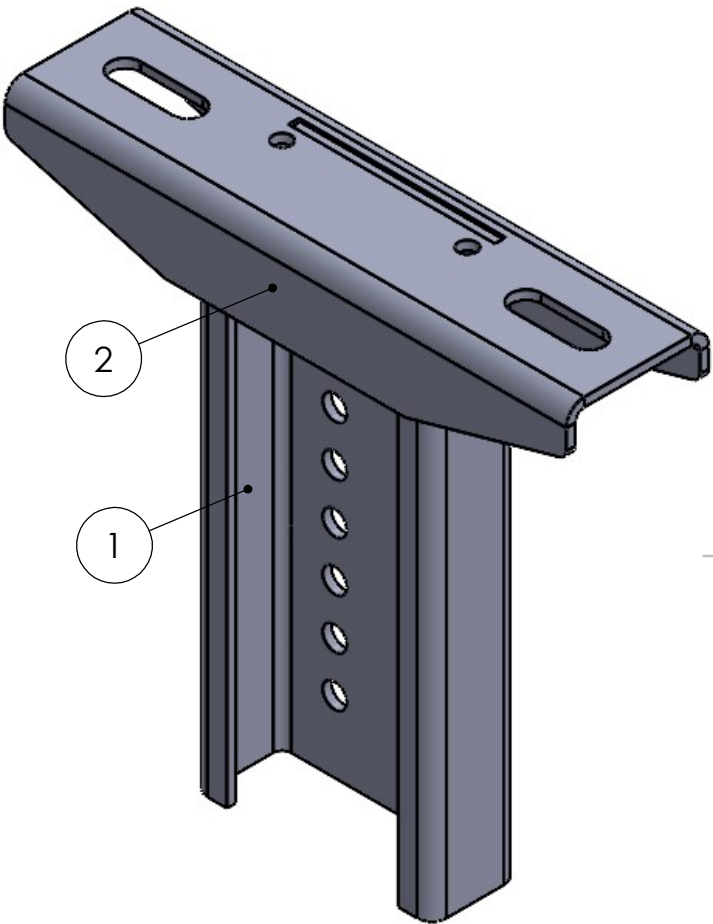


5		4		3		2		1	
Pos.		Description		Dwg N°.	Qty.	Weight (kg)	Material	Remarks	
1		Chapa C Inferior		A-113	1	2.77	S355JR		
2		Chapa U Superior		A-114	1	1.77	S355JR		



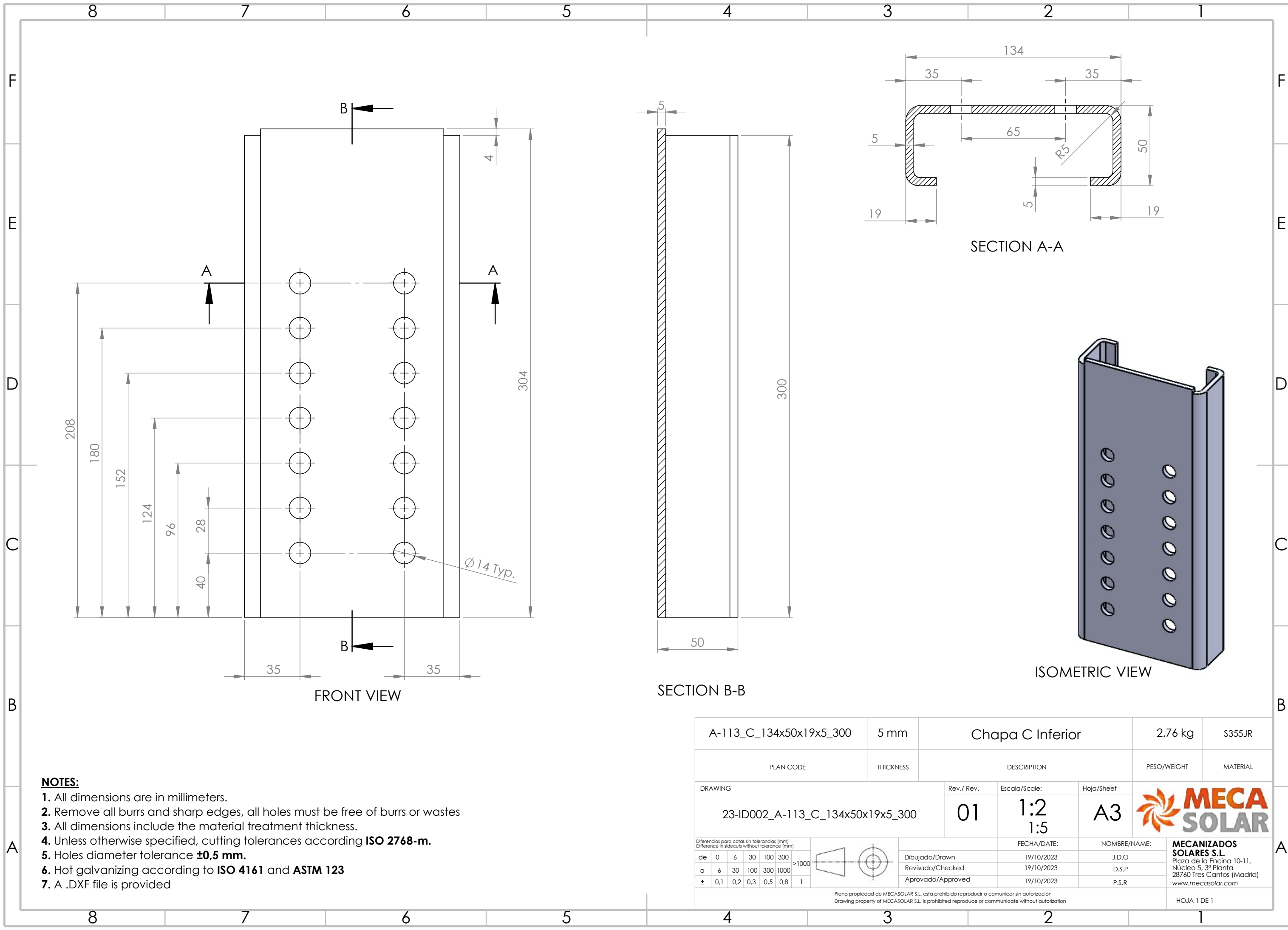
SECTION A-A

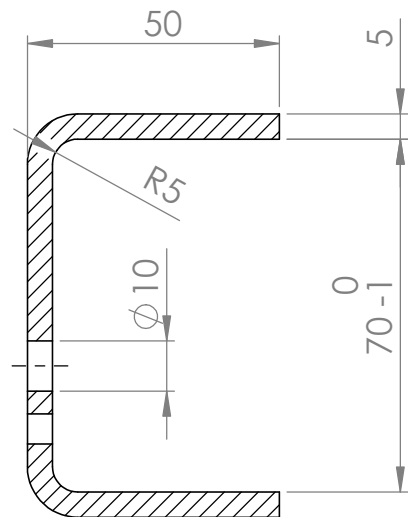
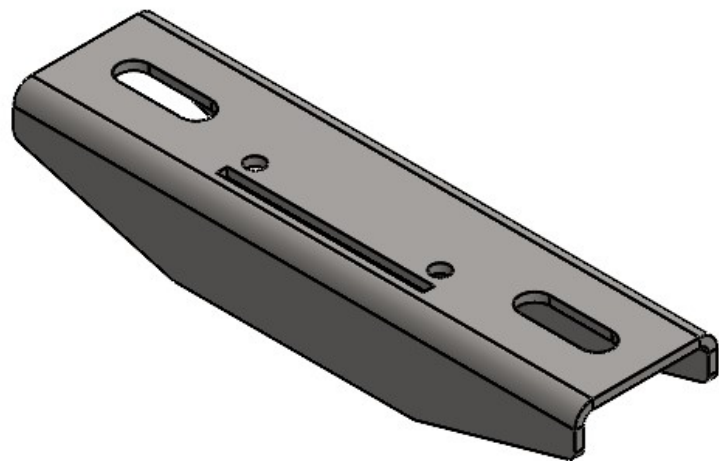


ISOMETRIC VIEW

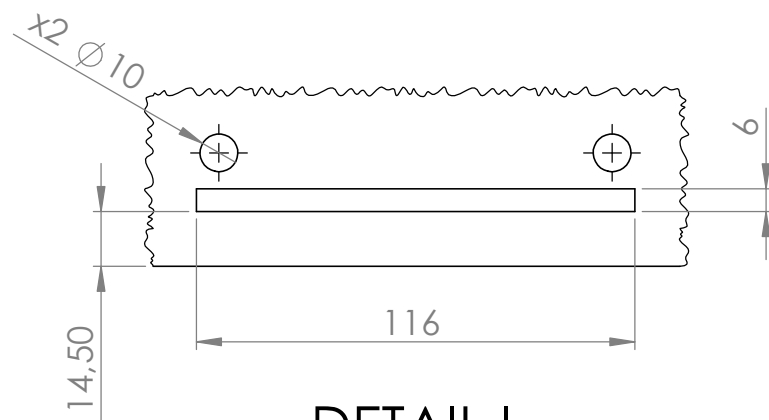
- NOTES:**
- 1 All dimensions are in millimeters.
 - 2 Remove all burrs and sharp edges, all holes must be free of burrs or wastes.
 - 3 All dimensions include the material treatment thickness.
 - 4 Unless otherwise specified, cutting tolerances according **ISO 2768-m**.
 - 5 Holes diameter tolerance **±0,5 mm**.
 - 6 Hot Galvanizing According to **ISO 4162** and **ASTM 123**.
- WELD NOTES:**
- 1 Welds made by WPS in accordance with **ISO 15609-1**.
 - 2 The WPS shall be based on WPQR qualified according to **ISO 15614-1**
 - 3 Welders shall be qualified according to ISO 9606-1, with its corresponding WPQ / WOQ
- ANTICORROSION TREATMENT:**
- 1 Hot dip galvanized according to **UNE-EN ISO 1461** or **ASTM A123**.
 - 2 Adhesion shall be tested per **ASTM A123**
 - 3 No excess galvanizing deposits or byproducts allowed. N.B. Surfaces have mating parts.

S-110_CS	5 mm 5 mm	SOPORTE RÓTULA/BEARING SUPPORT	4.5 kg	H.D.G.
PLAN CODE	THICKNESS	DESCRIPTION	PESO/WEIGHT	MATERIAL/TREAT.
DRAWING	S-110_CS	Rev./ Rev.	01	Escala/Scale: 1:4 1:5
		Hoja/Sheet	A3	
Diferencias para cotas sin tolerancias (mm) Difference in sidecuts without tolerance (mm)		FECHA/DATE:	NOMBRE/NAME:	
de	0 6 30 100 300 >1000	19/10/2023	J.D.O.	
a	6 30 100 300 1000	19/10/2023	D.S.P.	
±	0,1 0,2 0,3 0,5 0,8 1	19/10/2023	P.S.R.	
Plano propiedad de MECASOLAR S.L. esta prohibido reproducir o comunicar sin autorización Drawing property of MECASOLAR S.L. is prohibited reproduce or communicate without authorization		MECANIZADOS SOLARES S.L. Plaza de la Encina 10-11, Núcleo 5, 3ª Planta 28760 Tres Cantos (Madrid) www.mecasolar.com		
		HOJA 1 DE 1		

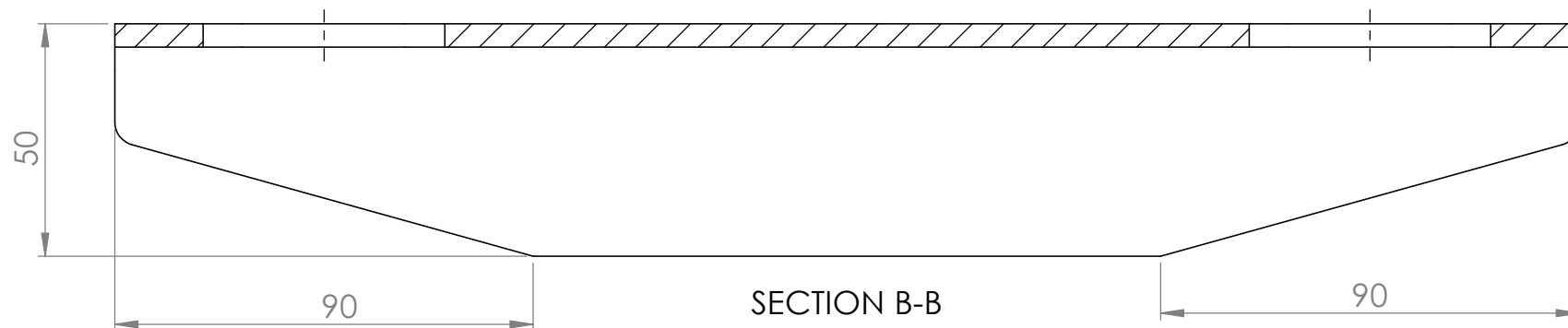




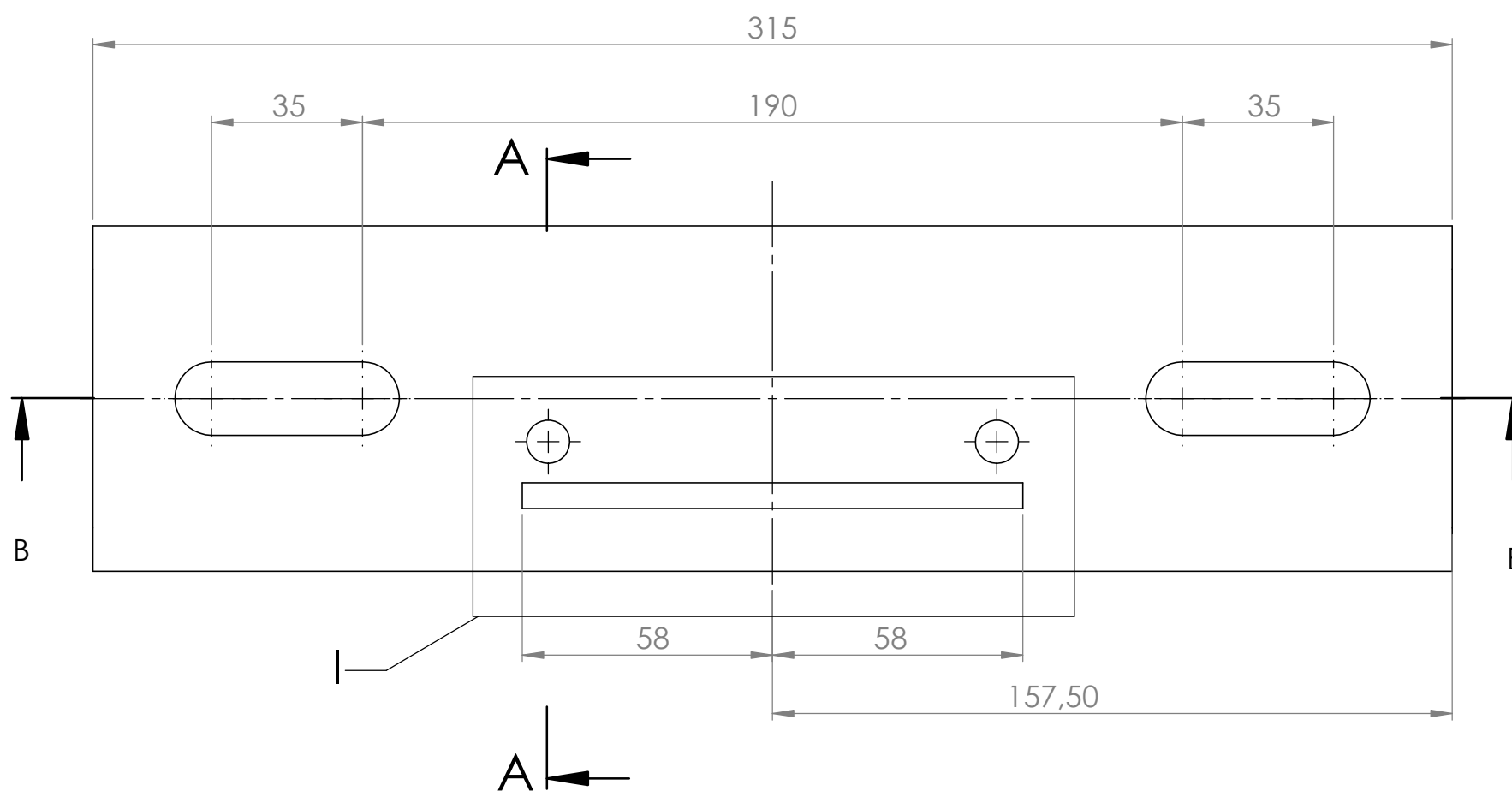
SECTION A-A



DETAIL I




SECTION B-B



NOTES:

1. All dimensions are in millimeters.
2. Remove all burrs and sharp edges, all holes must be free of burrs or wastes
3. All dimensions include the material treatment thickness.
4. Unless otherwise specified, cutting tolerances according **ISO 2768-m**.
5. Holes diameter tolerance **±0,5 mm**.
6. Hot galvanizing according to **ISO 4161** and **ASTM 123**
7. A .DXF file is provided

A-114_CH_315x80x5		5 mm	Chapa U Superior		1.74 kg	S355JR
PART CODE		THICKNESS	DESCRIPTION		PESO/WEIGHT	MATERIAL
DRAWING			Rev./ Rev.	Escala/Scale:		
23-ID002_A-114_CH_315x80x5			01	1:4		
Dibujado/Drawn			FECHA/DATE:		NOMBRE/NAME:	
Revisado/Reviewed			19/10/2023		J.D.O	
Aprobado/Approved			19/10/2023		P.S.R	
Diferencias para cotas sin tolerancias (mm) Difference in sidecuts without tolerance (mm)			Plano propiedad de MECASOLAR S.L. esta prohibido reproducir o comunicar sin autorización Drawing property of MECASOLAR S.L. is prohibited reproduce or communicate without authorization		MECASOLAR S.L. Plaza de la Encina 10, 28760 Tres Cantos-Madrid Telf: (+34) 915 96 83 00 www.mecasolar.com	
de	0	6	30	100	300	>1000
a	6	30	100	300	1000	
±	0,1	0,2	0,3	0,5	0,8	1
					HOJA 1 DE 1	